

LF - Dynamic Yield Opportunities - AK I

31/03/2025

Investment Strategy

The investment objective of the Fund is to achieve a moderate and consistent performance while taking environmentally responsible investment criteria into account. In order to achieve the investment objective, the opportunity-oriented bond fund primarily invests in corporate bonds, including bonds issued by companies from the financial sector (financials). High-yield and subordinated bonds may also be acquired. The aim is to invest in corporate bonds with a particularly attractive risk/reward profile. The Fund may also invest in target funds. Environmental and social characteristics are promoted through exclusion criteria and a minimum proportion of sustainable investments, which are intended to contribute to, for example, climate change mitigation, climate change adaptation, pollution reduction or sustainable use of raw materials. The Fund's share of sustainable investments results, on the one hand, from investments in companies that have climate targets at company level that have already been validated by the Science Based Targets Initiative (SBTI) and that are in line with the Paris climate agreement. On the other hand, the share of sustainable investments in the Fund results from the share of green bonds issued in accordance with the Green Bond Principles (GBP) of the International Capital Market Association (ICMA)®. Green bonds are bonds whose issue proceeds (or equivalent amount) are used exclusively for the pro rata or full

Note on Performance

In accordance with EU Directive 2004/39/EG (Markets in Financial Instruments Directive (MiFID)) and its transposition into national law, disclosures directed at retail customers for a period of less than 12 months are not permitted.

Conditions		Portfolio structure by asset classes		Currency structure incl. derivatives	
Effective Issuing Price Surcharge	0.00%	Bonds	94.69%	EUR	99.61%
Effective Redemption Fee	0.00%	Cash	5.37%	SEK	0.19%
Max. Management Fee p.a.	1.35%	Other Claims / Liabilities	0.10%	GBP	0.10%
Max. Advisory Fee p.a.	N/A	Cross Currency Futures	-0.15%	USD	0.10%
Max. Custodian's Fee p.a.	0.10%		100.00%		100.00%
Ongoing Charges / TER	1.00%				

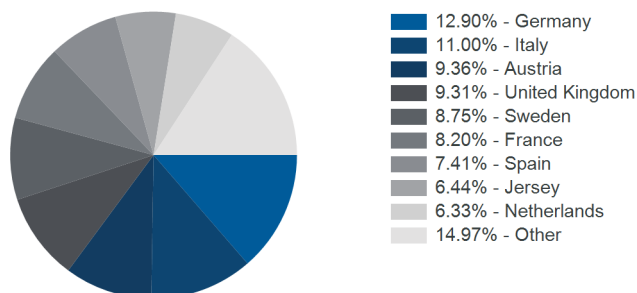
Portrait

ISIN / WKN	DE000A40HGE5 / A40HGE
Fund Domicile	Germany
Legal Form	UCITS/OGAW
Fund category (BVI)	Fixed income funds, corporate bonds
Incep. Date Fund / Share Class	15/10/2024 / 15/10/2024
Currency Fund / Share Class	EUR / EUR

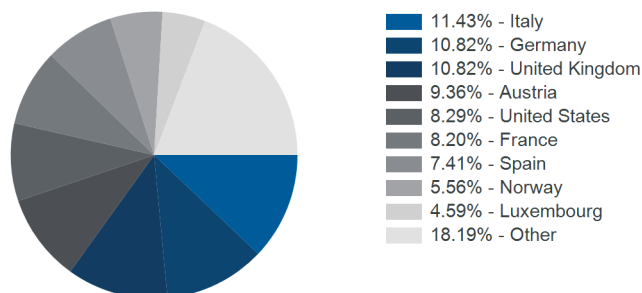
P & L and Tax Data

Fund Volume / Share Class	21,640,128.88 EUR / 1,648,374.33 EUR
Net Asset Value	101.73 EUR
Issue / Redemption Price	101.73 EUR / 101.73 EUR
End of Financial Year	30/09/2025
Utilization of Income	distributing

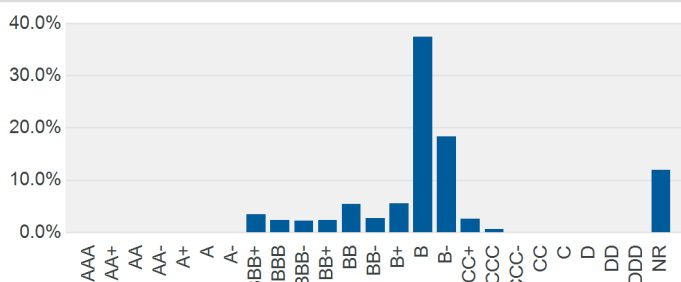
Fixed Income by Country



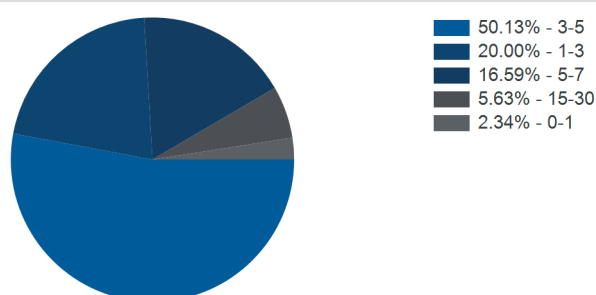
Fixed Income by Country Specific Risks



Credit Rating Profile



Fixed Income Maturity Profile



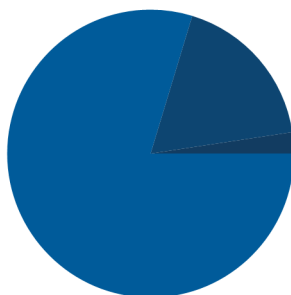
LF - Dynamic Yield Opportunities - AK I

31/03/2025

Ratios based on Fund Assets

Coupon	7.04%
Yield	9.04%
Duration Weighted Yield	8.86%
Earnings Yield	8.90%
Maturity Date (due date)	4.85
Macauley Duration (due date)	2.40
Modified Duration	2.28%
Effective Duration	2.28%
Fixed Income Rating	B+

Fixed Income Sectors



Fixed Income - Top 10

Motion Finco S.à.r.l. EO-Notes 2023(23/30) Reg.S	3.28%
Aston Martin Capital Hldg.Ltd. LS-Notes 2024(24/29) Reg.S	3.24%
Avis Budget Finance PLC EO-Notes 2023(23/30) Reg.S	3.21%
Air Baltic Corporation AS EO-Bonds 2024(24/29) Reg.S	3.16%
Castle UK Finco Plc EO-FLR Nts 2022(22/28) Reg.S	2.82%
Heimstaden AB EO-Notes 2025(25/30)	2.82%
Heimstaden Bostad AB EO-FLR Notes 2024(24/Und.)	2.74%
SES S.A. EO-FLR Notes 2021(26/Und.)	2.71%
ASG Finance DAC DL-Notes 2024(24/29) Reg.S	2.69%
Conceria Pasubio S.p.A. EO-FLR Notes 2021(21/28) Reg.S	2.65%
	29.32%

Fund Partner

About the Fund Partner

Investment Management Company

Universal-Investment-Gesellschaft mbH
 Europa-Allee 92-96
 60486 Frankfurt am Main
 Deutschland
 Phone: +49 69 71043-0
 Telefax: +49 69 71043-700
<http://www.universal-investment.com>

Custodian / Depository

Hauck Aufhäuser Lampe Privatbank AG
 Kaiserstraße 24
 60311 Frankfurt am Main
 Deutschland
 Phone: +49 69 2161-0
 Telefax: +49 69 2161-1340
<http://www.hauck-aufhaeuser.com>

Disclaimer

Morningstar Rating:

©2019: Morningstar Inc. All rights reserved.

All information contained herein: (1) is copyright protected for Morningstar and/or its content providers; (2) may not be copied or distributed; and (3) is not guaranteed to be accurate, complete or up-to-date. Morningstar and / or its content providers assume no responsibility for any losses or damages resulting from the use of such information. Past performance is not indicative of future results.

Scope Fund Rating

All rights reserved. All indications without engagement. Scope does not assume any liability for the prospective performance of rated funds. Scope does not assume any liability for damage resulting from decisions taken based on any rating it produces. Fund ratings provided by Scope are neither recommendations to purchase or sell financial instruments that are the object of the fund rating, nor do they contain any judgement of the value or quality of such financial instruments. Scope cannot give any guarantee that the information contained in ratings is correct, although it is derived from sources that Scope deems to be reliable, nor can it assume any liability for the correctness, completeness, timeliness or accuracy of the information. The content of fund ratings and contained information is protected by copyright and otherwise by law. Any unauthorised use such as reproduction or dissemination is strictly forbidden. © 2019 Scope Analysis GmbH

The on-going costs are based on the previous financial year, or, in the case of new funds, an estimation.

The performance-related fee is based on the previous financial year.

The key Fund indicators are established based on daily data. For funds with historic data of less than one year, no key indicators are provided. A risk-free interest rate of the Citigroup Euro 3 M TR (EUR) p.a. is used to establish the key indicators.

LF - Dynamic Yield Opportunities - AK I

31/03/2025

Past performance is not a reliable indicator of future performance.

The performance calculation is based on the BVI method (not including issuing surcharges). As an example, for an investment amount of EUR 1,000.00 over an investment period of five years with a 5 percent issuing surcharge, an issuing surcharge of EUR 50.00 and additional individual securities account fees would be deducted from the investment result in the first year. In subsequent years, additional securities account fees would also be deducted from the investment result when applicable.

The performance is based on the BVI method. The BVI method is a time-weighted return method calculating the performance based on NAVs under the assumption of distributions reinvested.

The BVI fund category is based on the precise categorisation methods employed by the German Investment Funds Association (BVI).

The top 10 individual positions do not take derivatives into account.

The cash positions contain bank accounts, fixed-term deposits, time deposits, dividend claims as well as other claims and liabilities.

All calculations for the asset class "fixed income" are based on the entire fund's assets.

All calculations for the asset class "Investment units" are based on the entire fund's assets.

All calculations for the asset class "equities" are based on the entire fund's assets.

Earnings equalisation was taken into account when determining the EU interim profit.

Information on stock profits for investors according to §3 No. 40 of the German Income Tax Act (GITA)

Information on stock profits for investors according to German Corporate Tax Act (GCTA).

This information is for marketing and information purposes only and does not constitute an offer to buy or sell Fund units. The sales documents (key information document, sales prospectus, annual and semi-annual reports) constitute the sole basis for the purchase of units. Sales documents for all Universal-Investment investment funds can be obtained free of charge from your advisor/broker, the relevant custodian/depository, or from Universal-Investment at www.universal-investment.com. A summary of your investor rights in English can be found at Investor-rights (<https://www.universal-investment.com/en/Corporate/Compliance/investor-rights/>) (<https://www.universal-investment.com/en/Corporate/Compliance/investor-rights-Ull/>). In addition, we would like to point out that Universal-Investment may, in the case of funds for which it has made arrangements as management company for the distribution of fund units in other EU member states, decide to cancel these arrangements in accordance with Article 93a of Directive 2009/65/EC and Article 32a of Directive 2011/61/EU, i.e. in particular by making a blanket offer to repurchase or redeem all corresponding units held by investors in the relevant member state.

All data provided is subject to inspection by the auditors at each reporting date. To our knowledge, the information provided is based on current legal and tax provisions. Universal-Investment provides no guarantee for the information provided herein. We reserve the right to amend this information.

Risk notice: The Fund is subject to increased volatility as a result of its composition/the techniques used by Fund management; therefore, unit prices may increase or decrease significantly within short periods of time.

Ratios:

Yield: Yield is defined as the annualized effective yield on a bond up to its called maturity. For bonds with embedded options such as calls or puts, the yield to worst is used and thus the scenario selected with the lowest expected return. For ABS and MBS, with the historical prepayments taken into account, the expected maturity date is defined and used for calculation purposes.

Yield (Duration Weighted): The duration-weighted portfolio yield is calculated by additionally weighting the yield of every position with its own duration. Thus, bonds obtained with a longer duration are contributing to the portfolio yield with a greater weight than bonds close to maturity which are contributing to the yield only for their short remaining life.

Macaulay Duration: Macaulay duration describes the average period of capital commitment taking into account all payments of a bond up to its called maturity. Macaulay duration can also be interpreted as the weighted average present value of every point in time to which the investor will receive payments from a security.

Modified Duration: Modified duration is the sensitivity measure of a bond's price to a marginal change in interest rates. It shows the percentage change in price for a change in yield of 1 percent. The greater the change in the bond yield actually is the less accurate, however, is the predicted change in the bond price. To calculate the change in price more precisely, the convexity of the price function has to be considered as well.

Effective Duration: Effective duration also considers the influence of security-specific features on interest rate sensitivity of the bond price. Thus call- or put options embedded in bonds, depending on the structure of the yield curve, often have a shortenin

Performance Ratios and Risk-Adjusted Performance Ratios are calculated on a three-year basis. For funds with a history of one to three years the calculations are based on their inception dates.

Volatility: Volatility can be described as a kind of "fluctuation risk" of a fund, for instance. The mathematical basis is the standard deviation of the performance figures within the given period; annualized, this figure is called volatility. 5% volatility at an average performance of 7% p. a. means that, with 68.27% probability, the next annual performance is expected between 2% (= 7% - 5%) and 12% (= 7% + 5%).

Sharpe-Ratio: The Sharpe ratio is the difference between performance p. a. and risk-free interest rate (Citigroup Euro 3 M TR (EUR)) p. a., divided by the volatility: So it can be considered a "risk premium per unit of the total risk taken". Basically, the higher it is, the better is it (high performance at low risk). Due to its conception as a relative ratio, you can compare the sharp ratio of different portfolios both among themselves and with the one of the benchmark.

Tracking Error: The tracking error is a measure of the "active risk" of a fund. It is calculated as the annualized standard deviation of the performance differences between the fund and its benchmark. Therefore, it can be described as a measure of the deviation risk in between.

Information Ratio: Mathematically, the information ratio is the outperformance (fund vs. benchmark) divided by the tracking error (active risk). In principle, the higher this figure is, the better it is. An information ratio of 0.25 e. g. means that the portfolio manager transformed one quarter of the active risk into outperformance.

Beta: The beta factor of an investment is a measure of the common development of its performance compared to the benchmark. It provides information about the linear relationship (see correlation) between these two series. The beta itself does not state if this relationship exists at all, as it depends on a high correlation (close to 1). In a rising market, a beta > 1 is advantageous, in a falling market, a beta < 1 is.

Correlation: Correlation, measuring how linear the performance figures of fund and benchmark relate to each other, can be between -1 and +1. High (negative) correlation means that it is relatively far a way from "0": In this case, a more or less significant linear relationship exists, while "0" would mean that there is no linear relationship at all.

Treynor-Ratio: The Treynor-Ratio is a measure of the returns earned in excess of that which could have been earned on an investment that has no diversifiable risk (e.g. a completely diversified portfolio).

Jensen's Alpha: Jensen's Alpha is used to determine the excess return of a portfolio of securities over the theoretical expected return calculated on the CAPM (Capital Asset Pricing Model).

Maximum Drawdown: The maximum drawdown represents the maximum cumulative loss that an investor could have suffered over a given period of time.

Calmar Ratio: The Calmar ratio is related to the Sharpe ratio, but instead of standard deviation it uses the maximum drawdown over the selected period to quantify investor risk.

Value at Risk (VaR): VaR (ex post) is a measure that indicates the maximum fund losses with a given probability for a given period of time. The calculations are based on the standard deviation of portfolio returns.